

EDI 14

Stöcklin **LI-ION**

STÖCKLIN – YOUR ADVANTAGES

Compact and easy to handle

- Higher productivity
- Ideal handling
- High degree of flexibility

Modern electronic control

- A.C. drive motor with CAN BUS technology
- Safe handling even on slopes
- Smooth transport of materials and reduced vehicle wear
- Optimum response at all times
- Power saving
- Emergency driving system

Sturdy Swiss Quality

- Best quality and long service life
- High serviceability
- Best value for money
- Reasonable spare part prices



DRIVE

Maintenance-free, smooth-running three-phase AC motor with high torque at lowest speed.

Charging during electronic brake application. The lateral drive and the lateral support roller guarantees optimum stability in materials handling. All wheels (load rollers inclusive) made of durable Vulkollan.

ELECTRONIC SYSTEM

User-programmable microprocessor controller. COMBINED drive and lift control. The AC travel drive and the variable-speed DC hoisting motor are energy-saving. The standard initial lift stop protects the powerful hydraulic unit and the valves. CAN BUS technology with best screening. The LOS (Limited Operating Strategy) system allows limited travel motion in case of failures that cause a standstill. The operational response and other parameters can be easily adapted to the customer's individual requirements by means of a manual programming device.

DIMENSIONS

Constructed using the latest in 3D computer aided design, it is extremely compact.

What it lacks in size is made up for in serviceability. The removable protective cover facilitates the maintenance and adjustment.

ERGONOMICS AND SAFETY

The laterally mounted steering handle provides for unobstructed visibility when picking and positioning loads. The ergonomically designed tiller allows for a precise handling even with working gloves.

The big-sized proportional buttons allow a precise control of the movements. Handling in narrow spaces even with vertical steering handle due to the additional bridging switch.

STRUCTURE AND EQUIPMENT

Developed from a new complex modular system with multiple use of standard components. Very rugged despite its compact design. There are various specially designed fork-lift frames available. EMERGENCY STOP button, combined working hours meter, battery controller with error code indicator. Built-in charger 30A/230V. Battery 24V – 160 Ah.

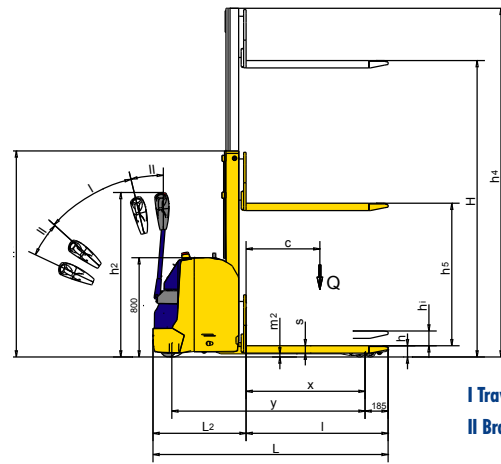
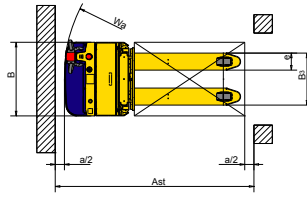
OPTIONS

- Other battery sizes
- Short wheelbase K9
- Battery change from the side
- Protective grid
- Client-specific load parts
- Available in cold store version

Stöcklin

EDI 14

Technical data



1.2 Type

EDI 14

I Travelling area
II Braking area

EDI 14

Performance data		
1.5	Load capacity/Fork lifting load	Q[kg] 1400
	Load capacity/Initial lifting load	Q[kg] 2000
1.6	Distance to centre of gravity of load	c[mm] 600
5.1	Top speed with/without load	[km/h] 5.5/5.5
5.2	Lifting speed with/without load	[m/s] 0.12/0.2
5.3	Lowering speed with/without load	[m/s] 0.4/0.3
5.8	Max. gradient with/without load	[%] 10.0/17.0

Dimensions		
1.8	Load distance	x [mm] 968
1.9	Wheel base	y [mm] 1571
4.4	Initial lifting load	hi [mm] 120
4.9	Height min./max. steering handle in use	h2 [mm] 770/1340
4.15	Forks lowered	h [mm] 90
4.19	Overall length	L [mm] 1910
4.20	Length of front pad	L2 [mm] 755
4.21	Overall width	B [mm] 800
4.22	Weight of forks	s/e/l [mm] 60/185/1155
4.25	Distance between outer edge of forks	B3 [mm] 565
4.32	Floor clearance in lowered position	m2 [mm] 25
4.34	Width pallet service zone 800x1200 VDI3597	Ast [mm] 2167
	safety distance	a/2 [mm] 100
4.35	Turning radius	Wa [mm] 1735

Weight (mast A24, 250 Ah)		
2.1	Weight of vehicle, with battery	[kg] 985
2.2	Load per axle with front/rear load (1400 kg)	[kg] 1040/1345
2.3	Load per axle without front/rear load	[kg] 710/275

Wheels		
3.1	Tyres of all wheels	Vulkollan
3.2	Type of drive/steering handle	Drive wheel lateral/lateral 1x230/70
3.3	Load rollers	4x83/70
3.4	Support rollers	1x125/50

Drive and control		
6.1	Driving motor AC	[kW] 1.2
6.2	Lifting motor DC	[kW] 3.0
8.1	Driving control Combi lift	[A] 200
5.10	Driving brake	DC current
	Parking brake electro-mech.	[Nm] 11

Battery		
6.3	Type of battery	PPV-DIN
6.4	Battery voltage, capacity	V/Ah] 24/250
	Battery designation	2P2S250

Masts	4.2	4.3	4.4	4.5
Type	Overall height h1	Free lift h5	Lifting height H	Total height fully extended h4
A24	1670	0	2405	2830
A28	1870	0	2805	3230
A30	1970	0	3005	3430
A34	2170	0	3405	3830
A38	2370	0	3805	4230
B24	1700	1285	2386	2810
B28	1900	1485	2786	3210
B30	2000	1585	2986	3410
B34	2200	1785	3386	3810
B38	2400	1985	3786	4210
C39	1845	1415	3936	4375
C44	2010	1585	4436	4875

Subject to technical modifications.

Stöcklin, or one of our partners in your region will be pleased to advise you.

Stöcklin

Stöcklin Logistik AG
Home of Intralogistics
CH-4242 Laufen
tel +41 61 705 81 11

info@stoeklin.com
www.stoeklin.com

SWISS QUALITY / ISO 9001

EDI 16

Stöcklin LI-ION

STÖCKLIN – YOUR ADVANTAGES

Compact and easy to handle

- Higher productivity
- Ideal handling
- High degree of flexibility

Modern electronic control

- A.C. drive motor with CAN BUS technology
- Safe handling even on slopes
- Smooth transport of materials and reduced vehicle wear
- Optimum response at all times
- Power saving
- Emergency driving system

Sturdy Swiss Quality

- Best quality and long service life
- High serviceability
- Best value for money
- Reasonable spare part prices



DRIVE

Maintenance-free, smooth-running three-phase AC motor with high torque at lowest speed.

Charging during electronic brake application. The lateral drive and the lateral support roller guarantees optimum stability in materials handling. All wheels (load rollers inclusive) made of durable Vulkollan.

ELECTRONIC SYSTEM

User-programmable microprocessor controller. COMBINED drive and lift control. The AC travel drive and the variable-speed DC hoisting motor are energy-saving. The standard initial lift stop protects the powerful hydraulic unit and the valves. CAN BUS technology with best screening. The LOS (Limited Operating Strategy) system allows limited travel motion in case of failures that cause a standstill. The operational response and other parameters can be easily adapted to the customer's individual requirements by means of a manual programming device.

DIMENSIONS

Constructed using the latest in 3D computer aided design, it is extremely compact.

What it lacks in size is made up for in serviceability. The removable protective cover facilitates the maintenance and adjustment.

ERGONOMICS AND SAFETY

The laterally mounted steering handle provides for unobstructed visibility when picking and positioning loads. The ergonomically designed tiller allows for a precise handling even with working gloves.

The big-sized proportional buttons allow a precise control of the movements. Handling in narrow spaces even with vertical steering handle due to the additional bridging switch.

STRUCTURE AND EQUIPMENT

Developed from a new complex modular system with multiple use of standard components. Very rugged despite its compact design. There are various specially designed fork-lift frames available. EMERGENCY STOP button, combined working hours meter, battery controller with error code indicator. Built-in charger 30A/230V. Battery 24V – 160 Ah.

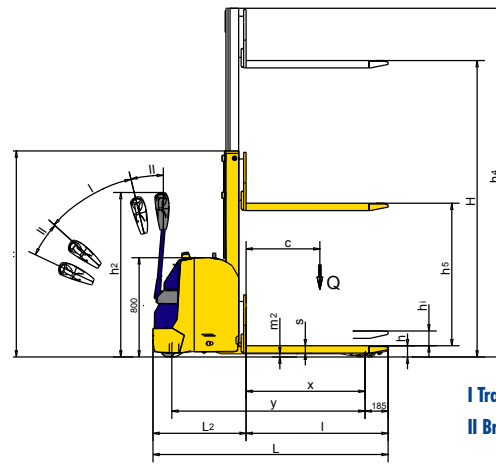
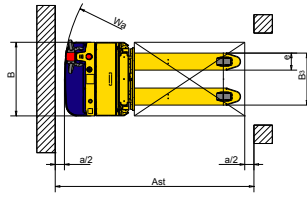
OPTIONS

- Other battery sizes
- Short wheelbase K9
- Battery change from the side
- Protective grid
- Client-specific load parts
- Available in cold store version

Stöcklin

EDI 16

Technical data



1.2 Type

EDI 16

I Travelling area
II Braking area

EDI 16

Performance data		
1.5	Load capacity/Fork lifting load	Q[kg] 1600
	Load capacity/Initial lifting load	Q[kg] 2000
1.6	Distance to centre of gravity of load	c[mm] 600
5.1	Top speed with/without load	[km/h] 5.5/5.5
5.2	Lifting speed with/without load	[m/s] 0.11/0.2
5.3	Lowering speed with/without load	[m/s] 0.4/0.3
5.8	Max. gradient with/without load	[%] 10.0/17.0
Dimensions		
1.8	Load distance	x [mm] 968
1.9	Wheel base	y [mm] 1571
4.4	Initial lifting load	hi [mm] 120
4.9	Height min./max. steering handle in use	h2 [mm] 770/1340
4.15	Forks lowered	h [mm] 90
4.19	Overall length	L [mm] 1910
4.20	Length of front pad	L2 [mm] 755
4.21	Overall width	B [mm] 800
4.22	Weight of forks	s/e/l [mm] 60/185/1155
4.25	Distance between outer edge of forks	B3 [mm] 565
4.32	Floor clearance in lowered position	m2 [mm] 25
4.34	Width pallet service zone 800x1200 VDI3597	Ast [mm] 2167
	safety distance	a/2 [mm] 100
4.35	Turning radius	Wa [mm] 1735

Weight (mast A24, 250 Ah)		
2.1	Weight of vehicle, with battery	[kg] 985
2.2	Load per axle with front/rear load (1600 kg)	[kg] 1090/1495
2.3	Load per axle without front/rear load	[kg] 710/275
Wheels		
3.1	Tyres of all wheels	Vulkollan
3.2	Type of drive/steering handle	Drive wheel lateral/lateral 1x230/70
3.3	Load rollers	4x83/70
3.4	Support rollers	1x125/50
Drive and control		
6.1	Driving motor AC	[kW] 1.2
6.2	Lifting motor DC	[kW] 3.0
8.1	Driving control Combi lift	[A] 200
5.10	Driving brake	DC current
	Parking brake electro-mech.	[Nm] 11
Battery		
6.3	Type of battery	PPV-DIN
6.4	Battery voltage, capacity	V/Ah] 24/250
	Battery designation	2P2S250

Masts	4.2	4.3	4.4	4.5
Type	Overall height h1	Free lift h5	Lifting height H	Total height fully extended h4
A24	1670	0	2405	2830
A28	1870	0	2805	3230
A30	1970	0	3005	3430
A34	2170	0	3405	3830
A38	2370	0	3805	4230
B24	1700	1285	2386	2810
B28	1900	1485	2786	3210
B30	2000	1585	2986	3410
B34	2200	1785	3386	3810
B38	2400	1985	3786	4210
C39	1845	1415	3936	4375
C44	2010	1585	4436	4875

Subject to technical modifications.

Stöcklin, or one of our partners in your region will be pleased to advise you.

Stöcklin

Stöcklin Logistik AG
Home of Intralogistics
CH-4242 Laufen
tel +41 61 705 81 11

info@stoeklin.com
www.stoeklin.com

SWISS QUALITY / ISO 9001